



Rechargeable 25 Watt LED Handheld Spotlight



Step 1: Charge the Battery

Select the charging method, either wall adapter or car adapter. Then plug the charging cable into the charging port on the bottom of the light handle. The charging indicator will illuminate red while charging and turn green when charging is complete. When charging is complete, disconnect the charging cable from the charging port. The light is now ready to use.





Step 2: Using White or Red Light

The red lens filter snaps into place over the existing lens. Remove the red lens filter to use the light as a white spotlight.

Step 3: Turning the Light On

Press the on/off button to turn the light on. The light will stay on until the button is pressed again.

Also Available...



www.ElusiveWildLife.com