

The Kill Light®

Single Color Head Lamps


Thank you for purchasing the Kill Light® Single Color Head Lamp from Elusive Wildlife Technologies, LP. Hunting or viewing wildlife after sunset is extremely exciting, yet very challenging. If you have not already done so, please check your local game laws to ensure it is legal to use an artificial light source while hunting or observing animals at night. Elusive Wildlife Technologies, LP and its affiliates do not condone or promote the use of

any of our products as a means to illegally harvest any animal. Please take a moment to read these instructions thoroughly before initial use. Also, reading the included helpful tips will ensure you get the most out of your head lamp and ensure your warranty remains in effect for the full 12 month period.


Single Color Head Lamp



After charging the batteries, place the 18650 or the 21700 batteries into the battery compartment.



Pressing the side button will turn the light On/Off, as well as cycle through the (low, medium, high) brightness settings.



Rotating the head of the light will adjust the beam width.

Operating the Pro 3 Color & Single Color Head Lamp

Low Power Indicator

When the batteries inside the headlamp are getting low while being used it will flash two times too indicate the low battery status. After the light flashes twice, it will continue to operate for 30 minutes to 1.5 hours depending on which battery and mAh ratings you have installed in the headlamp.

Expected Runtime Using EWT Tru-Max™ Batteries

EWT 21700 5000mAh Tru-Max™ batteries, runtime is 10 hours.

EWT 18650 3500mAh Tru-Max™ Platinum Series batteries, runtime is 7 hours.

EWT 18650 2600mAh Tru-Max™ batteries, runtime is 4 hours.

Using the Optional 21700 Batteries and Deluxe Charger

The Head Lamps are designed to utilize either the 18650 batteries or the larger 21700 batteries and Deluxe Charger. The 21700 batteries will power the Head Lamps up to 10 hours on a single charge. The Deluxe Charger features fast charging; charge level indicator; will charge multiple Li-Ion battery sizes, 18650, 21700, and 26650; and is available in 4-Bay and 2-Bay models.



Using the 18650 Batteries with the 21700 Battery Adapter

If using 18650 batteries with the head lamps, it is best to use the 18650 to 21700 battery adapter. Simply place the 18650 battery into the adapter positive end first, and then place the adapter, with the 18650 battery, into the battery compartment.




Installing the Batteries

After charging the batteries, place the 18650 (with adapter) or the 21700 batteries into the battery compartment. Both batteries face the same direction, matching the positive (+) and negative (-) on the light with the positive (+) and negative (-) on the battery compartment.




Turning the Head Lamp ON/OFF

Pressing the side button will turn the headlamps on and off. Pressing the side button multiple times will cycle through the three brightness settings (low, medium, high)



Adjusting the Beam Width

To adjust the beam on either head lamp, rotate the head of the light clockwise to make the beam wider, and counter-clockwise to make the beam narrower.



Disconnecting The Power

The Single Color Head Lamps are equipped with a Quick Detach Power plug connected to the battery compartment. This is useful to prevent the head lamp from turning on accidentally in a gear bag or luggage.



Warranty

Elusive Wildlife Technologies, LP warranties this product for a period of 1 year from original date of purchase. This warranty covers manufacturer defects as well as malfunction during normal operation. Please complete the warranty registration and mail in along with proof of purchase to register your light. You may also e-mail your registration and proof of purchase to info@elusivewildlife.com.

Elusive Wildlife Technologies, LP will not warranty any light damaged by user neglect or failure to adhere to these instructions and guidelines. No lights will be warranted due to water penetration, animal damage or theft.

Single Color Head Lamp Red Green White

Date of Purchase _____

Name _____

Address _____

City, State, Zip _____

Phone _____

E-mail _____

Name of store where purchased _____

Received as a gift or Purchased for yourself

Please rate your level of satisfaction with this product from 1-10 with 10 being most satisfied. If you have yet to use this product, please circle N/A. Please circle one.

1 2 3 4 5 6 7 8 9 10 N/A

Elusive Wildlife Technologies, LP respects your privacy and we will not sell or provide your personal information to any other party. However, we would like to occasionally send you information about your Elusive Wildlife product or special offers. If you do not wish to receive this information please check here .

Please mail or e-mail warranty info to:
Elusive Wildlife Technologies, LP
 1107 West Dallas Street, Suite A • Conroe, TX 77301
 800-780-6861 email: info@elusivewildlife.com